

1

	X	Y	Z
	≥135	160	132
	≥133	160	90
	≥133	128	92

	X	Y	Z
	≥125	160	119,5
	≥133	160	81,5
	≥133	128	93

2

	X	Y	Z
	≥125	160	119,5
	≥133	160	81,5
	≥133	128	93

3

	X	Y	Z
	≥135	160	132
	≥133	160	90
	≥133	128	92



Duo Standard



373.66.500
373.66.611-614
373.66.621-622

+

A

B 373.66.693 (X=28)
373.66.694 (X=37)

C1 373.66.036 (Ø=6,3)
373.66.081 (Ø=4,2)

C2 373.66.682

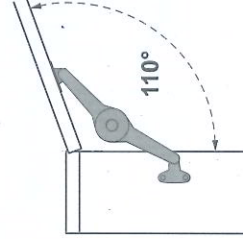
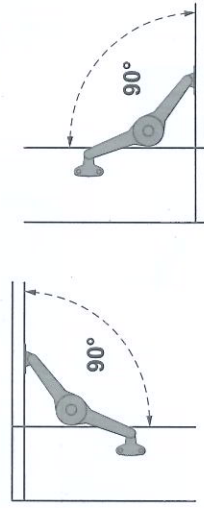
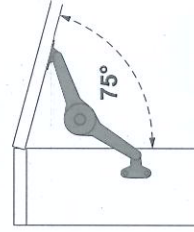
i

1

2

Funktion / Function / Fonction / Función / Funzione

	mm	1	2		≤ 9,0 kg	≤ 11,5 kg	1x	
					≤ 15,0 kg	≤ 15,0 kg	2x	
	250				≤ 7,0 kg	≤ 9,0 kg	1x	
					≤ 15,0 kg	≤ 15,0 kg	2x	
	300				≤ 6,0 kg	≤ 7,5 kg	1x	
					≤ 12,0 kg	≤ 15,0 kg	2x	
	350				≤ 5,0 kg	≤ 6,5 kg	1x	
					≤ 10,0 kg	≤ 13,0 kg	2x	
	400				≤ 4,5 kg	≤ 6,0 kg	1x	
					≤ 9,0 kg	≤ 11,5 kg	2x	
	450				≤ 4,0 kg	≤ 5,0 kg	1x	
					≤ 8,0 kg	≤ 10,0 kg	2x	
	500				≤ 3,5 kg	≤ 4,5 kg	1x	
					≤ 7,0 kg	≤ 9,0 kg	2x	



200	≤ 6,0 kg	≤ 8,0 kg	1x	
	≤ 12,0 kg	≤ 15,0 kg	2x	
250	≤ 5,0 kg	≤ 6,0 kg	1x	
	≤ 9,5 kg	≤ 12,0 kg	2x	
300	≤ 4,0 kg	≤ 5,0 kg	1x	
	≤ 8,0 kg	≤ 10,0 kg	2x	
350	≤ 3,5 kg	≤ 4,0 kg	1x	
	≤ 7,0 kg	≤ 9,0 kg	2x	
400	≤ 3,0 kg	≤ 4,0 kg	1x	
	≤ 6,0 kg	≤ 7,5 kg	2x	
450	≤ 2,5 kg	≤ 3,5 kg	1x	
	≤ 5,5 kg	≤ 7,0 kg	2x	
500	≤ 2,0 kg	≤ 3,0 kg	1x	
	≤ 5,0 kg	≤ 6,0 kg	2x	